


Red-Robe红袍潜油泵

Red-Robe Submersible pump

Red-Robe红袍潜油泵利用涡轮增压技术，将油品加压到高于大气压并利用此压力差将油品通过输油管道压至出油端。由于其天然的使用特性，高效、节能并能更好的为加油站创造经济效益，目前已被应用到全球十万个加油站。Red-Robe红袍潜油泵至世界80年代开始到现在，在全球备受好评。

By turbo-charging technology to pressurize oil, Red-Robe Submersible Turbine Pump uses this difference to pressure oil through the pipeline to the oil end. Due to high efficiency and energy saving, can create economic benefits that has been applied 100,000 gas stations around the world. It's started in the 1980s and has been well received in the world.



特点 Characteristic

- 1、简洁的油泵油路设计使得泵口油品压力损失最小化，有效流量最大化。
- 2、整体可抽出的泵管及电机组件轻便且拥有助力抽出装置。
- 3、拔出泵管及电机组件时油品自动卸压回流，防止了溢流现象的发生。
- 4、泵头集成了所有相连的零部件，泵的安装和维护变得十分简便和安全。
- 5、可提升式的止回阀极大的方便了泄压，避免了加油机维护过程可能发生的溢流现象。
- 6、泵头一体化设计，内置线桥及接线盒，无需调整线桥装置，大大简化设备的安装调试。
- 7、便于清理的独立真空传感器虹吸系统，且预留了两个虹吸口。
- 8、泵头出油口允许水平或垂直出油的设计使得管路的布置和施工更为方便。

1. The simple design of pumping oil can minimize the pressure loss and maximize the effective flow.
2. The overall pump and motor components are portable and have the power to drive the extractor.
3. When pulling out the pump pipe and motor components, the automatic unloading can prevent the overflow.
4. The pump head integrates all connected parts, making the installation and maintenance simply and safely.
5. The enhanced check valve can greatly facilitate the relief of pressure and avoid the overflow during the maintenance.
6. The integrated design of pump head, built-in wire and junction box without adjusting, greatly simplifies the installation.
7. An independent vacuum sensor siphon system for cleaning, and two siphon mouths are reserved.
8. The outlet is allowed to be horizontal or vertical, which makes the layout and construction more convenient.

完整、丰富的产品系列 Characteristic

- 1、包括标准型、增强型、智慧型和大流量等多种型号，满足不同客户的需求。
- 2、最大流量从200升/分到1000升/分，功率从0.75马力到5马力。
- 3、广泛用于柴油、汽油、煤油、各种汽油混合物、乙醇、甲醇等。
- 4、拥有高精度的机械和电子式压力测漏装置。
- 5、拥有可变频式智慧型潜油泵。

1. Include standard, enhanced, smart and large flow models to meet the needs of different customers.
2. The maximum flow rate ranges from 200 L/M to 1000 L/M, with power ranging from 0.75hp to 5hp.
3. Can be widely used in diesel, gasoline, kerosene, gasoline mixture, ethanol, methanol, etc.
4. Have high precision mechanical and electronic pressure detecting device.
5. Possess variable speed smart submersible turbine pump.

机械管线测漏器

Mechanical Leak Detector



Red-Robe红袍潜油泵所配置的机械测漏器具有独特的结构特点和较长的使用寿命，产品共有汽油和柴油两种模式，以满足您不同的需求。测漏精确，安全环保，使油站利益最大化。

Red-Robe Submersible Pump configure mechanical leak detector which has unique structure and long service life with gasoline and diesel models, to satisfied different requirements. Make max. profit with it's high detect accuracy, safety and environmental protection.

使用说明 Instruction

- 1、所有型号的测漏器都能检测到10psi压力下11.4升/小时的管线泄露。
- 2、当有泄露发生时，所有型号的测漏器可限制输油速度小于11.4升/小时。
- 3、提枪后，所有型号测漏器的测试工作约需2-3秒。
- 4、所有型号测漏器在管线内压力上升到1psi以上时开始工作。
- 5、所有型号测漏器能够检测不高于测漏器安装位置3米内所有管线泄露。
- 6、当管线压力降到3psi以下时，所有型号的测漏器将关闭。

1. 11.4L/h leak on pipeline will be detected under pressure 10psi by all types of leak detectors
2. When leakage, all types of leak detectors will control fuel output to less than 11.4L/h.
3. After pick up the nozzle, all types of leak detectors need 2-3 seconds to work.
4. All types of leak detectors start work when pipeling pressure above 1psi.
5. All types of Leak Detectors are capable of detecting leaks of all pipelines up to 3 meters above the Leak Detector installation location.
6. When the line pressure drops below 3psi, all types of leak detectors will be turned off.




全球服务热线：4008-500-517



红袍潜油泵系列 让加油更高效

Red-Robe Submersible Pump Serie
Make Refuel More Efficient



安全

高效节能

十万个加油站的选择

Safety

Energy-Efficient

Selected by 100,000
Fuel Stations

红袍潜泵能更好为加油站创造经济效益 全球十万个加油站在应用。

Red-Robe which has been applied to 100,000 Fuel Stations around the world can create more economic benefits.

智慧型变频潜油泵

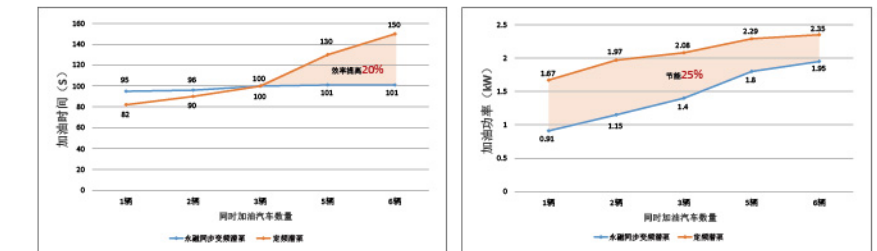
Smart Frequence Submersible Pump



根据油站错峰需求提高高峰时期营业能力，Red-Robe红袍潜油泵根据中国石化和中国石油要求研发了智慧型变频潜油泵，在高峰时段提高了加油的速度，并很好的配合了智慧型油站设计理念。

Red-Robe红袍潜油泵相继推出了3马力和5马力的智慧型变频潜油泵。

Improve refueling capacity when peak demand comes, Red-Robe Submersible Pump has invented Smart Frequence Submersible Pump according to the requirements of Sinopec and PetroChina, which improve the refueling speed at peak demand, and accord with the design concept of Smart Type Petrol Station. Red-Robe Submersible Pump have launched 3HP and 5HP Smart Frequence Submersible Pump.



性能特征

Performance / Characteristic

- 1、非高峰时段可节能10%-30%。
- 2、根据油站高峰时段的流量要求，有2马力、3马力和5马力三种可供选择。2马力智慧变频潜油泵可以提供高达8把油枪同时加油；3马力智慧变频潜油泵可以提供高达12把油枪同时加油；5马力智慧潜油泵可以提供高达16把油枪同时加油。
- 3、恒定流量保证了高峰时段较快的加油速度，提高了日销售量增加了效益。
- 4、根据工况环境可诊断故障原因。
- 5、保护了泵的机械寿命和对电网的冲击。并扩充了致使管线泄露检测无效所产生运行故障的报警功能。

1. 10%-30% energy saving at off-peak time.
2. Constant Flow - 2HP,3HP and 5HP optional depends on peak demand. 2HP for 8 nozzles, 3HP for 12 nozzles, 5HP for 16 nozzles refueling at same time.
3. Constant Flow ensure speed refueling and improve profit.
4. Able to diagnose the malfunction.
5. Improve using life, expand alarm function when leak detection is failure.

电源要求

Power Supply

- 1、潜油泵需由Robe-Robe红袍潜油泵定制智能控制器提供电源。
- 2、潜油泵可由单相或三相交流电输入到智能控制器。
- 3、智能控制器电源输入可为200-250VAC、360-440VAC、单相或者三相、50Hz或者60Hz。

1. Powered by IQ Control Box of Red-Robe Submersible Pump.
2. Single phase or three phase.
3. Pressure: Working Pressure: 24psi-42psi.

智慧型潜油泵电机

Smart Frequence Submersible Pump Motor

- 1、2马力、3马力、5马力的变频电机，具有过热保护功能。
- 2、流量范围：2马力的300升/分，3马力的600升/分，5马力的1000升/分。
- 3、压力范围：工作压力：24psi-42psi。

1. 2HP,3HP,5HP frequence motor with overheat protection.
2. Flow Range: 2HP 300L/min, 3HP 600L/min, 5HP 1000L/min.
3. Pressure: Working Pressure: 24psi-42psi.



地址：浙江温州鹿城盛丰路35号
电话：0577-67353517 67356709
传真：0577-67355517
邮编：325105
邮箱：jiasongchina@gmail.com
www.jiasongchina.com

Address: 35 Shengfeng Road, Lucheng City, Wenzhou, Zhejiang, China
TEL: 0086-577-57987688 67367070
Tax: 0086-577-67355517
P.C: 325105
E-mail: jiasongchina@gmail.com
www.jiasongchina.com



扫一扫，了解更多

红袍潜泵能更好为加油站创造经济效益
全球十万个加油站在应用。

Red-Robe which has been applied to 100,000 Fuel Stations around the world can create more economic benefits.

高流量潜油泵

High Flow Submersible Pump

当需要高流量或高速发送油品时, Red-Robe红袍潜油泵可提供3马力和5马
力, 50Hz或60Hz的高流量潜油泵, 它具有高效、可靠、低噪音的工作性能。

When it needs high flow or high speed to deliver oil, Red-Robe submersible pump is available for 3HP or 5HP, 50Hz or 60Hz, and it has the working performance of high efficiency, reliability, low noise.



特点 Characteristic

- 1、采用涡轮增压技术加可靠的红袍电机, 效率更高、发送油品更快、运营成本更低。电机采用三相电源, 运行时故障更低, 并适用于各种电压和油品。
- 2、红袍高流量潜油泵在设计时就注重维护的便利性, 大大缩短了维护时间, 更加提升了效益。
- 3、电机采用碳轴承和不锈钢壳体设计, 工作更加可靠, 性能更加稳定。

1. Reliable motor with turbine technology makes higher efficiency, faster oil delivery and lower cost. with three-phase power, lower malfunction, the motor is used in various voltage and oil.
2. Red-Robe submersible pump was emphasized on the convenience of maintenance in design, which it shortens the maintenance time and promotes the benefit.
3. The motor adopts carbon bearing and stainless steel shell, making the working more reliable and the performance more stable.

高流量潜油泵电机 Motor of Submersible Pump

- 1、固定转速2900rpm/50Hz,采用涡轮增压结构, 具有热保护功能。
- 2、3马力: 工作压力36psi,最大流量600升/分, 出口压力276Kpa。
- 3、5马力: 工作压力42psi,最大流量1000升/分, 出口压力276Kpa。

1. Rated speed 2900rpm/50Hz, turbocharged structure, thermal protection function.
2. 3HP: working pressure 36psi, max. flow 600L/min, outlet pressure 276Kpa.
3. 5HP: working pressure 42psi, max. flow 1000L/min, outlet pressure 276Kpa.

伸缩杆尺寸参数 Specification of flexible pipe

伸缩杆型号 Model	潜油泵长度伸缩范围 Variable length range	使用油罐的最大直径范围 Max. diameter range of tank
VL1	1905-2489mm	1575-2159mm
VL2	2489-3353mm	2159-3023mm
VL3	3353-5055mm	3023-4725mm



电源要求 Power Supply

- 1、高流量潜油泵使用三相交流电。
- 2、高流量潜油泵按电压分为: 208-230VAC,460VAC或575VAC。
- 3、高流量潜油泵型号按功率分为: 3马力和5马力。

1. Three-phase AC power.
2. Voltage: 208-230VAC, 460VAC or 575VAC.
3. Power: 3HP, 5HP

红袍潜油泵产品系列参数 Parameters of Red-Robe Submersible Pumps

型号 Model	功率 Power (HP)	电压 Voltage (V)	标准特性 Types	产品主要特点 Main Features	主要参数 Main Parameters		
					压力范围 Pressure Range (KPa)	最大压力 Max. Pressure (KPa)	最大流量 Max. Flow (L/min)
QYB75F	0.75	220/380	固定杆型 Fixed Pipe	适用于加油站及小型油库, 流量大, 安装、调试和维护十分便捷及安全。适用油品: 柴油、煤油、乙醇汽油、甲醇汽油、乙醇、甲醇等 Applicable to fuel station and small oil depot. Big flow, easy and safe for installation, testing and maintenance. Applicable oil products: diesel, Kerosene, ethanol gasoline, methanol gasoline, ethanol, methanol, etc.	207	200	
QYB75FS			固定杆增强型 Enhanced Type with Fixed Pipe		207	228	
QYB75E			伸缩杆型 Flexible Pipe		207	200	
QYB75ES			伸缩杆增强型 Enhanced Type with Flexible Pipe		207	228	
QYB150F			固定杆型 Fixed Pipe		207	240	
QYB150FS	固定杆增强型 Enhanced Type with Fixed Pipe	207	304				
QYB150E	伸缩杆型 Flexible Pipe	207	240				
QYB150ES	伸缩杆增强型 Enhanced Type with Flexible Pipe	207	304				
QYB200F	1.5	220/380	固定杆型 Fixed Pipe		276	340	
QYB200FS			固定杆增强型 Enhanced Type with Fixed Pipe		276	380	
QYB200E			伸缩杆型 Flexible Pipe		276	340	
QYB200ES			伸缩杆增强型 Enhanced Type with Flexible Pipe		276	380	
QYB200BF			固定杆变频型 Variable Frequency Type with Fixed Pipe		0-276	340	
QYB200BE	伸缩杆变频型 Variable Frequency Type with Flexible Pipe	0-276	340				
QYB200BF5	固定杆增强变频型 Enhanced Variable Frequency Type with Fixed Pipe	0-276	380				
QYB200BF5S	伸缩杆增强变频型 Enhanced Variable Frequency Type with Flexible Pipe	0-276	380				
QYB300F	3	380	固定杆型 Fixed Pipe	276	600		
QYB500F	5			276	1000		
QYB1000F	10			350	1500		
QYB2000F	20			276	2200		

备注: QYB表示潜油泵总成, P表示红袍多功能组合阀, STP表示蓝袍多功能组合阀, FSP表示潜油泵电机, T表示三相电机

B表示永磁变频, F表示固定杆, E表示伸缩杆, S表示增强型。

Remark: "QYB" means submersible pump, "P" means Red-Robe manifold, "STP" means Blue-Robe manifold, "FSP" means motor, "T" means 3 phase motor
"B" means permanent magnet variable frequency, "F" means fixed pipe, "E" means flexible pipe, "S" means enhanced type.

紧急切断阀

Emergency Cut-off Valve


特点 Characteristic

紧急切断阀是安装在潜油泵式燃油加油机的入口管路上, 当出现加油机倒塌或失火等意外时, 能自动快速切断油流的阀门。

The emergency shut-off valve is installed on the inlet of the pipeline for the submersible pump type fuel dispenser. In case of accidents, for instance, the dispenser collapses or catches a fire, the valve can rapidly shut off the oil flow automatically.

产品系列参数表 Specifications

主材料 Main Material	灰铸铁 Gray cast iron
公称压力 Nominal Pressure	0.35MPa
进出口螺纹连接 Size Inlet and Outlet	NPT 1.5"
流量范围 Flow Range	200L/min
适用介质 Applicable Medium	汽油、燃油、煤油 gasoline, diesel, kerosene
使用环境 Operating Environment	-25°C~+55°C
关闭速度 Rate of Valve Closure	0.5S



ESV40



ESV40A

潜油泵过滤器

Submersible Pump Intake Screen

红袍滤网型过滤器能够有效阻挡油罐底部的杂质进入潜泵以提高潜泵使用寿命,并有效解决卸油后气阻不出油问题。

Red-Robe Trapper Intake Screen can effectively block the impurities at the bottom of the tank into the submersible pump to improve the service life of the submersible pump, and it can solve the vapor lock effectively which couldn't refuel after unloading.

产品亮点 Features

延长潜泵设备寿命并有效节省维修费用

连续的沟槽和三角形滤网设计有效防止储罐内的杂质进入潜泵内部并堆积

防止杂质进入输油系统, 可以大大提高潜泵及加油机的效率表现

有效阻止气泡进入潜泵叶轮

潜泵停转后过滤器自动清洁

Extend service life of submersible pumps and save maintenance costs effectively.

Prevent impurities efficiently from entering the submersible pumps, with the continuous groove and triangular screen design.

Improve the efficiency of the submersible pumps and refueling machines by preventing impurities from entering the oil delivery system.

Prevent air bubbles from entering the submersible pumps impeller.

Automatic cleaning of filter after submersible pumps stop.



潜油泵智能控制柜

Submersible Pump IQ Control Box

体积小, 安装简便节省空间

内置输入滤波器, 提高抗干扰能力

开门箱体结构设计, 无缝并排安装

接线端子采用无盖设计, 配线、操作、维护更方便

可通过485通讯连接加油站后台, 实时监控泵的运行参数

Small size, easy to install and space saving.

A full series of built-in input filter, fully improve anti-interference ability.

Open-door box structure design, supports seamless side-by-side installation.

Terminal design without cover, more convenient wiring, operation and maintenance.

The operating parameters of the pump can be monitored in real time through the 485 communication connection to the background of the gas station.

型号规格 Model Specification

型号 Model	输入电压 Input Voltage	最大负载功率 Max Load Power	最大负载电流 Max Load Current	净重 Net Weight	外形尺寸 Overall Dimensions
IQ-DFK-1	220V	5HP	30A	2.2kg	230x285x110mm
IQ-DFK-2	380V	5HP	16A	2.2kg	230x285x110mm



潜油泵智能控制柜技术规格 Submersible Pump IQ Control Box Technical Specification

输入电源 Input Power	电压 Voltage	三相342~457V 单相200~250V Three-phase 342~457V, Single-phase 200~250V
	频率 Frequency	48~62Hz
启停信号 Start Stop Signal	电压 Voltage	220V
显示板 Display Board	数码管 Nixie Tube	可显示电流、电压、故障代码 Can display current, voltage, fault code
	指示灯 Pilot Lamp	可显示控制器运行状态 Can display the controller running status
保护功能 Protection Function	电机过流、油泵干转、通讯故障、电压过高、电压过低、超长时间运行、液位低、缺相 (380V适用) Motor overcurrent, pump dry rotation, communication failure, high voltage, low voltage, long time operation, low liquid level, phase loss (380V application)	

潜油泵控制柜介绍

Submersible Pump Controller Introduction



性能特点 Performance features

- 1、可控制潜油泵数量6台;
- 2、过载保护为自动保护: 当单台潜油泵电流大于15A时, 控制柜的热继电器处于保护状态, 面板上的故障灯亮 (红色);
- 3、外壳防护等级应达到IP20;
- 4、拥有CCC认证;
- 5、加油机供电回路须具备漏电保护功能;
- 6、具备浪涌保护功能 (防雷击);
- 7、双门板设计, 避免非专业人员接触带电部件。

1. It can control 6 units of submersible pump;
2. Overload protection is automatic protection: when the current of one submersible pump is large than 15A, the thermal relay will be in protection status; Fault light is on (red);
3. Housing protection grade: IP20;
4. CCC certificate;
5. Power supply circuit of fuel dispenser should be provided with electric leakage protection;
6. Surge protection function [lightning protection];
7. Double door design can make non-professional people avoid from touching live parts.